

EDUCATOR'S GUIDE FOR

Sing with Me

The Story of Selena Quintanilla

by

Diana López

illustrated by

Teresa Martínez



Discussion Questions:

1. Selena is always with her family. They love to make music together. What activities does your family like to do together?
2. When Selena moves to a new city, she is both excited and nervous. Talk about a time you had to go to a new place. It could be a new city, a new school, or any place that is different. Were you excited? Nervous? Or a little bit of both? Explain.
3. Selena's family calls their bus Big Bertha. Pretend you had a bus. What would you call it?
4. At first, Selena doesn't know Spanish. She has to study very hard to learn the language. Talk about a time you had to work hard to learn something new. What were you trying to learn? How did you study or practice? Who helped you?
5. Go through the book and find examples of Spanish in both the words and illustrations. What do the Spanish words mean? Ask a Spanish speaker or use a dictionary to find out.
6. Look at the first picture and the last picture. How are they the same? How are they different?
7. Which is your favorite illustration in the book? Why is it your favorite?
8. What new information about Selena did you learn from the author's note?
9. Go to YouTube and watch a clip from Selena's famous Astrodome concert. Describe what you see. For example, how many people are in the band and what instruments are they playing? Is this a fast or slow song? Is the audience participating by singing, clapping, or dancing?







Hands-on activities:


1. Several Texas cities are mentioned in the book. Write them down and then use a map to see where these cities are located. To learn about your area, use a map and find at least three other cities in your area.
2. Selena loves to sing, and all songs have a beat. Listen to your favorite song and use your hands to clap to the beat.
3. The beat is a steady pulse, but the long and short sounds over the beat is the rhythm. In a song, you can find the rhythm by listening to the length of the words. Go back to your favorite song, and this time, use your hands to clap out the rhythm.
4. A picture book has both words and pictures. Take a sentence from the book and illustrate it with your own drawing.
5. A picture book has both words and pictures. Take a picture from the book and use your own words to describe what is happening.
6. Selena loved to design her own clothes. Make up your own clothing design. You can design or decorate a T-shirt, a hat, or a pair of socks.
7. A popular Tejano dance is the cumbia. Learn the basic steps of a cumbia and dance to one of Selena's songs. For an extra challenge (and fun!), make up your own dance.



Follow us on social for more resources

 penguinclassroom

 @penguinclassroom

 @penguinclassroom



Penguin
Young
Readers

Art © 2021 by Teresa Martinez